

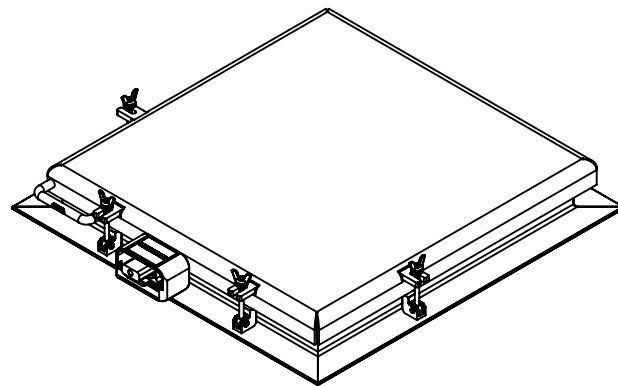
VERSA STEEL Approval Drawings

WATER RESERVOIR SECURITY HATCH, ST, NO SKIRT, SERIES 24 X 24

Assembly No.:VSH-200-A-24-24-STN-NS

ASSEMBLY NO./PART NUMBER KEY:

VSH= VERSA STEEL INC. HATCH
 200 = 200 P.S.F. RATED
 A= ALUMINUM CONSTRUCTION
 24-24= SIZE INTERIOR OPENING
 STN = SINGLE TEE FRAME SERIES, NO SKIRT
 NS= NO GAS SPRING

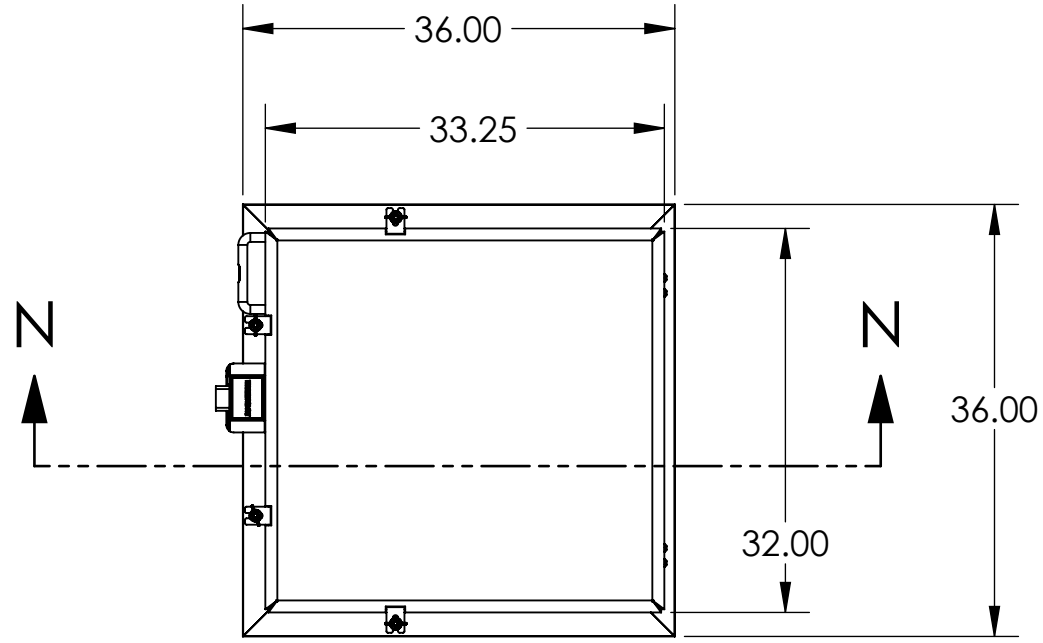


GENERAL SPECIFICATIONS:

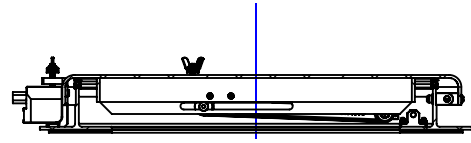
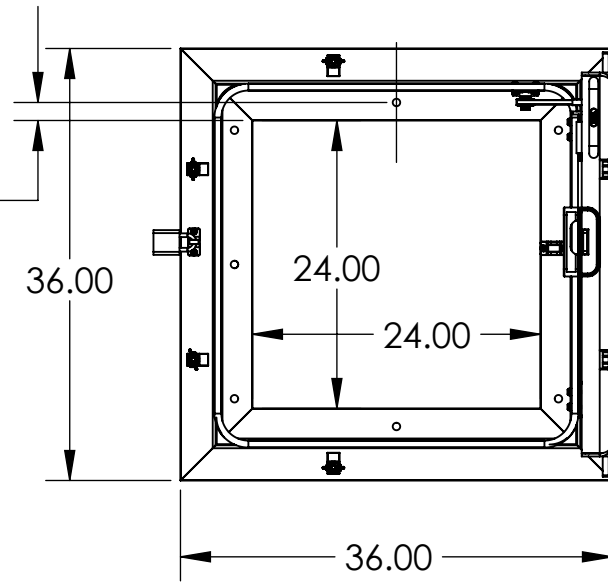
1. UNIT IS WEATHER PROOF WITH CONTINOUS BULB SEAL ON LID TO FRAME AND 1/4" X 5-1/4" WIDE FRAME TO CURB SEALS.
2. LID OVER LAPS FRAME A MINIMUM OF 2 INCHES.
3. FRAME IS A MINIMUM OF 4" ABOVE THE CURB.
4. LID IS HINGED ON SIDE WITH TAMPER PROOF SCREWS AND PROVISION FOR A PADLOCK WITH TAMPER PROOF COVER. THERE ARE A MINIMUM OF FOUR SWING BOLT HOLD DOWNS TO SECURE THE HATCH FOR WEATHER PROOF SEAL.
5. HATCH IS DESIGNED FOR 200 P.S.F. LOAD.
6. THERE ARE 8 INTERIOR ATTACHMENT POINTS FOR SECURITY USING 1/2" FASTENER. THERE IS A FULL FACE GASKET OF 5-1/4" WIDE CLOSED CELL FOAM EPDM BETWEEN FRAME AND CURB.
7. LID IS A 1/4" 5086 ALUMINUM PLATE.
8. ALL FASTENERS AND HARDWARE ARE 316 STAINLESS STEEL.

THIS DOCUMENT CONTAINS PROPRIETARY, TRADE SECRET INFORMATION THAT IS THE PROPERTY OF VERSA STEEL, INC. THE INFORMATION CONTAINED IN THIS DOCUMENT, INCLUDING THE PRINCIPLE OF DESIGN, MAY NOT BE USED OR COPIED, IN WHOLE OR IN PART, WITHOUT THE EXPRESS PRIOR WRITTEN CONSENT OF VERSA STEEL, INC.

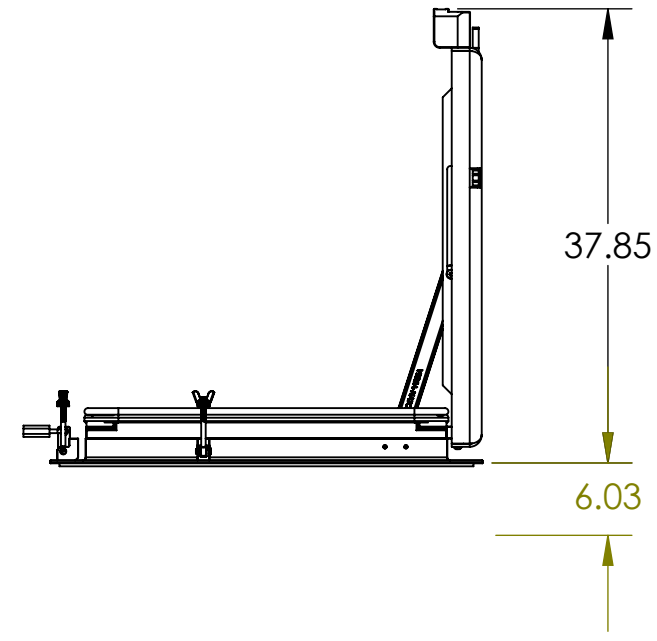
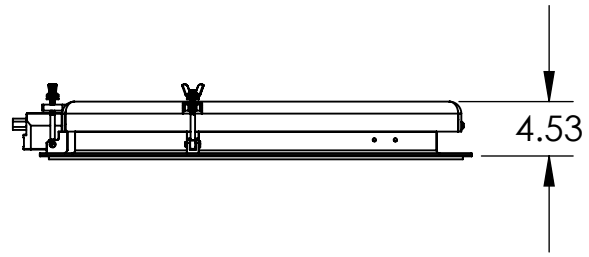
DRAWN BY E. BAILIFF		VERSA STEEL, INC. 1618 NE FIRST AVENUE PORTLAND, OREGON 97232 (503)287-9822 FAX (503)-287-7483		DATE	ISSUED FOR	BY
DATE 2009-08-13						
CHECKED BY						
APPROVED BY						
MATERIAL	6061-T6 ALUMINUM	PART NUMBER		VSH-200-A-24-24-STN-NS		
FINISH	BARE	SHEET TITLE		WATER RESERVOIR SECURITY HATCH, ST, NO SKIRT, SERIES 24 X 24		
PART NUMBER		PART NUMBER: VSH-200-A-24-24-STN-NS				
SUPPLIER		FABRICATED PART				
SCALE		1:16				
DRAWING NO.		VSH-200-A-24-24-STN-NS-AF				
REVISION NO.		A				
SHEET NO.		1		OF 4		
REV	A	REV	B	REV	C	REV
REV	D	REV	E	REV	F	REV
REV	G	REV		REV		REV



1.500 TYPICAL



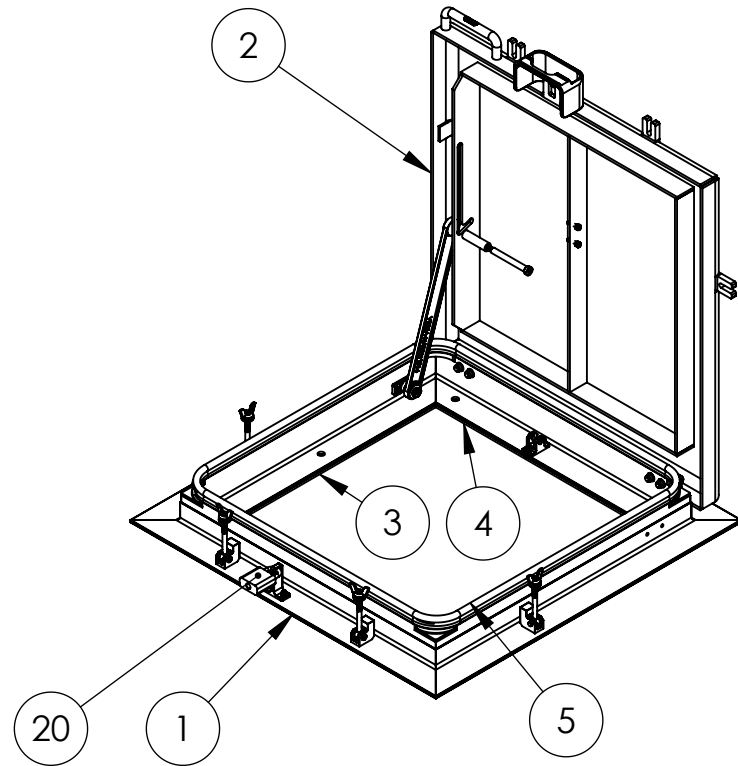
SECTION N-N



NOTES:
 PN: VSH-200-A-24-24-STN-NS
 DESC: WATER RESERVOIR SECURITY HATCH, ST, NNO SKIRT, SERIES 24 X 24
 MATRL: 6061-T6 ALUMINUM
 EST. WT: 83.6
 FINISH: BARE
 NOTE: -
 CAD FILE: VSH-200-A-24-24-STN-NS-APPROVAL

THIS DOCUMENT CONTAINS PROPRIETARY, TRADE SECRET INFORMATION THAT IS THE PROPERTY OF VERSA STEEL, INC. THE INFORMATION CONTAINED IN THIS DOCUMENT, INCLUDING THE PRINCIPLE OF DESIGN, MAY NOT BE USED OR COPIED, IN WHOLE OR IN PART, WITHOUT THE EXPRESS PRIOR WRITTEN CONSENT OF VERSA STEEL, INC.

MATERIAL	6061-T6 ALUMINUM
FINISH	BARE
SHEET TITLE	WATER RESERVOIR SECURITY HATCH, ST, NNO SKIRT, SERIES 24 X 24-24-STN-NS
PART NUMBER	VSH-200-A-24-24-STN-NS
SUPPLIER	FABRICATED PART
SCALE	1:16
DRAWING NO.	VSH-200-A-24-24-STN-NS-AF
REVISION NO.	A
SHEET NO.	2 OF 4
<p>VERSA STEEL, INC. 1618 NE FIRST AVENUE PORTLAND, OREGON 97232 (503)287-9822 FAX (503)-287-7483</p>	
DRAWN BY E.BAILIFF	
DATE 2009-08-13	
CHECKED BY	
APPROVED BY	
REV	ISSUED FOR
G	BY
F	DATE
E	
D	
C	
B	
A	



SEE SHEET 4 FOR DETAIL CALLOUTS

NOTES:
 PN: VSH-200-A-24-24-STN-NS
 DESC: WATER RESERVOIR SECURITY HATCH, ST, NNO SKIRT, SERIES 24 X 24
 MATRL: 6061-T6 ALUMINUM
 EST. WT: 83.6
 FINISH: BARE
 NOTE: -
 CAD FILE: VSH-200-A-24-24-STN-NS-APPROVAL

ITEM NO.	PART NUMBER	DESCRIPTION	QTY
1	700600-24X24-STN	T-FRAME, SKIRT 24 X 24	1
2	7000649-24X24	LID WELDMENT, T-FRAME 24 X 24	1
3	1000560-24	SEAL, BASE SIDE 24	2
4	1000561-24	SEAL, BASE WIDTH 24	2
5	1000559-24X24	HATCH SEAL, 24 X 24	1
6	1000740	DATA PLATE	1
7	C6LB-U12-6	LOCK BOLT STAINLESS 3/8" DIA (1/4" TO 1/2" GRIP RANGE)	4
8	3LC-2CU-12	HUCK LOCKING COLLAR, 3LC, 3/8", STAINLESS	4
9	1000793-06	SRING LOCK WASHER, 3/8", 316	4
10	1000792-06	WASHER, 3/8" 316, WIDE	4
11	VS-37	.375 Dia External, single turn, retaining ring-T316	4
12	1000059	ROD END 3/8" ID X 3/4" OD X 4 1/2" LG W/ 3/8-16 THRD X 2" LG	4
13	1000061	WING NUT, 3/8-16 UNC	4
14	1000664	Clevis Pin 3/8x1	4
15	GFI-0809-08	FLANGED BEARING	1
17	9446K71	LOCK BAR COVERING, GP PVC TUBING, RED	1
17	1000656	Shoulder Bolt 1/2x5/8	1
18	1000524-24	3/4" HOLD OPEN ARM, 24, 316 SST	1
19	1000844-08	WASHER, 1/2" ID X .06", NYLON	1
20	PADLOCK	PADLOCK, BY OTHERS, REFERENCE	1
21	1000060	SH SHOULDER SCREW, 3/8"-16 X 1/2" X 4.0 LG 316	1

TOLERANCES:

DIMENSIONS ARE IN INCHES
 TOLERANCES:
 X.XX ± 0.020"
 X.XXX ± 0.005"
 UNLESS NOTED

THIS DOCUMENT CONTAINS PROPRIETARY, TRADE SECRET, INFORMATION THAT IS THE PROPERTY OF VERSA STEEL, INC. THE INFORMATION CONTAINED IN THIS DOCUMENT, INCLUDING THE PRINCIPLE OF DESIGN, MAY NOT BE USED OR COPIED, IN WHOLE OR IN PART, WITHOUT THE EXPRESS PRIOR WRITTEN CONSENT OF VERSA STEEL, INC.

MATERIAL	6061-T6 ALUMINUM
FINISH	BARE
SHEET TITLE	WATER RESERVOIR SECURITY HATCH, ST, NNO SKIRT, SERIES 24 X 24
PART NUMBER	VSH-200-A-24-24-STN-NS
SUPPLIER	FABRICATED PART
SCALE	1:16
DRAWING NO.	VSH-200-A-24-24-STN-NS-AP
REVISION NO.	A
SHEET NO.	3 OF 4

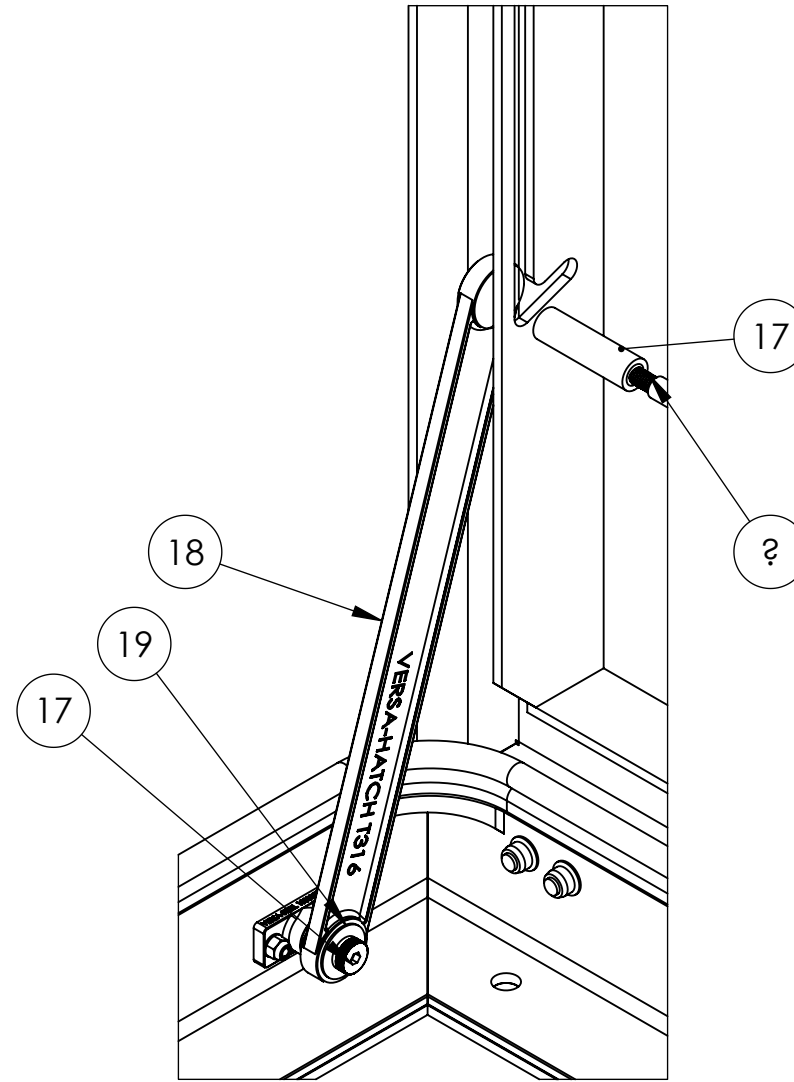
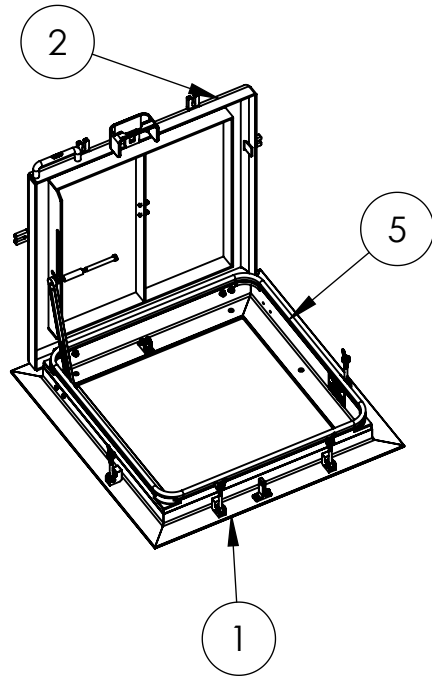
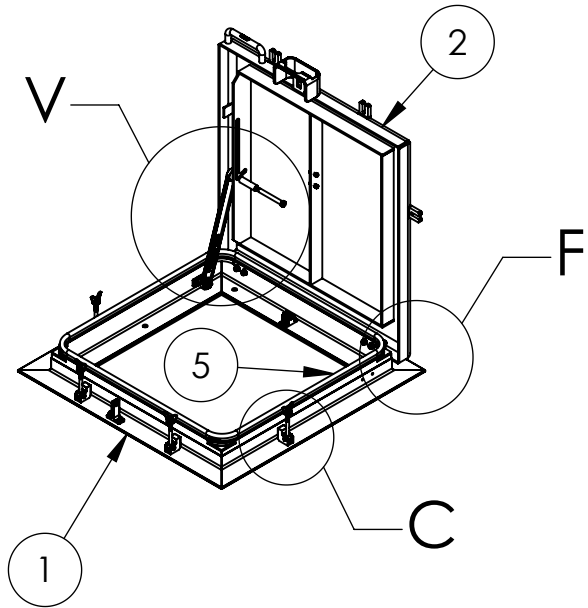
VERSA STEEL, INC.
 1618 NE FIRST AVENUE
 PORTLAND, OREGON 97232
 (503)287-9822
 FAX (503)-287-7483

DRAWN BY
 E. BAILIFF
 DATE
 2009-08-13
 CHECKED BY

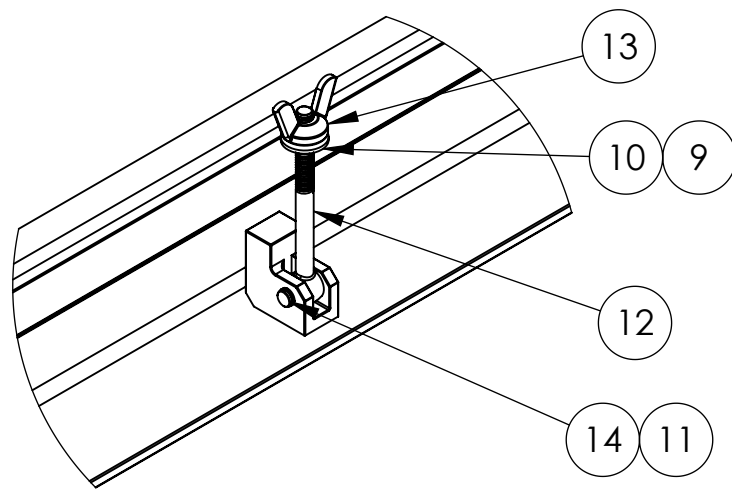
APPROVED BY

REV ISSUED FOR DATE BY

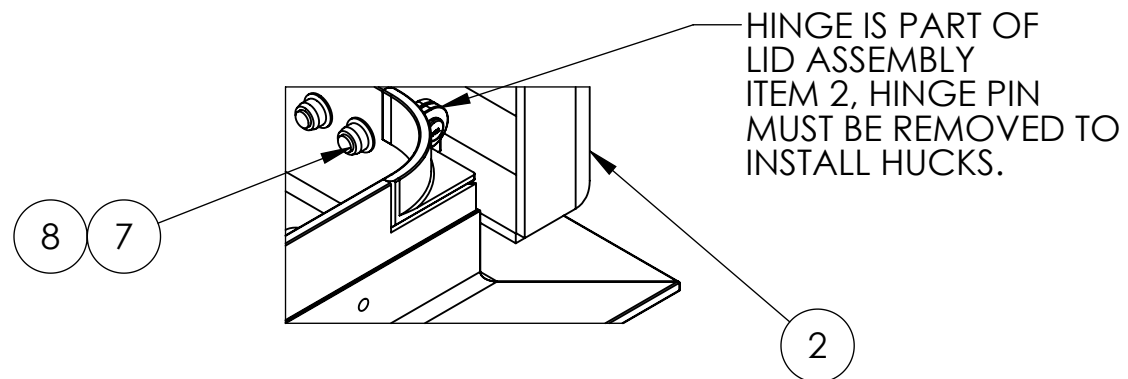
G			
F			
E			
D			
C			
B			
A			



DETAIL V
SCALE 1 : 4



DETAIL C
SCALE 1 : 4



DETAIL F
SCALE 1 : 4

TOLERANCES:

DIMENSIONS ARE IN INCHES
TOLERANCES:

X.XX ± 0.020"
X.XXX ± 0.005"
UNLESS NOTED

THIS DOCUMENT CONTAINS PROPRIETARY, TRADE SECRET INFORMATION THAT IS THE PROPERTY OF VERSA STEEL, INC. THE INFORMATION CONTAINED IN THIS DOCUMENT, INCLUDING THE PRINCIPLE OF DESIGN, MAY NOT BE USED OR COPIED, IN WHOLE OR IN PART, WITHOUT THE EXPRESS PRIOR WRITTEN CONSENT OF VERSA STEEL, INC.

VERSA STEEL, INC.
1618 NE FIRST AVENUE
PORTLAND, OREGON 97232
(503)287-9822
FAX (503)-287-7483

DRAWN BY
E. BAILIFF
DATE
2009-08-13
CHECKED BY

APPROVED BY

MATERIAL
6061-T6 ALUMINUM
FINISH
BARE
SHEET TITLE
WATER RESERVOIR SECURITY HATCH, ST, NNO SKIRT, SERIES 1916
PART NUMBER: VSH-200-A-24-24-STN-NS

PART NUMBER
VSH-200-A-24-24-STN-NS
SUPPLIER
FABRICATED PART
SCALE
1:24
DRAWING NO.
VSH-200-A-24-24-STN-NS-AP
REVISION NO.
A
SHEET NO.
4 OF 4

G	ISSUED FOR	BY
F	DATE	
E		
D		
C		
B		
A		