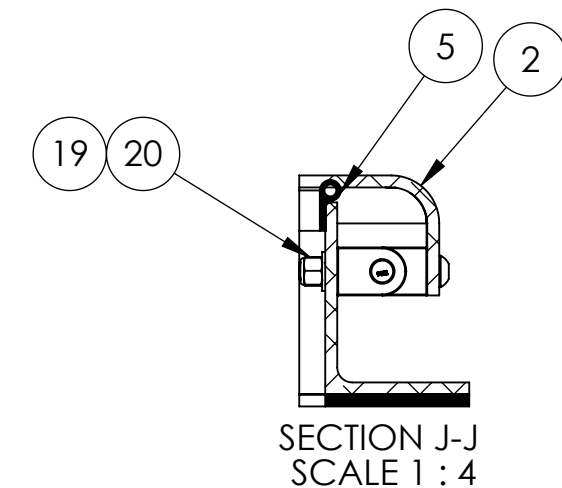
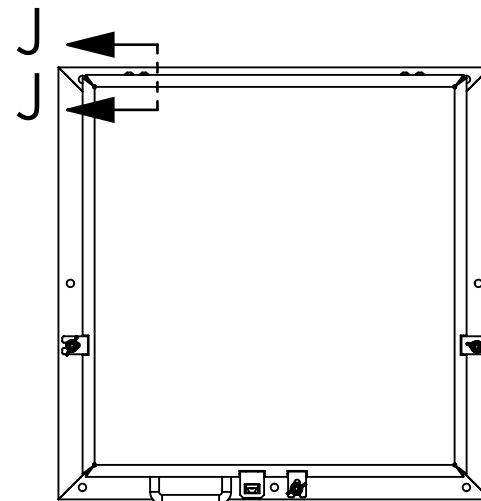


NOTES:  
 PN: VSH-150-A-30-30-S-NS  
 DESC: HATCH ASSEMBLY-NO GAS SPRING, 30 X 30  
 MATRL: 6061-T6 ALUMINUM  
 EST. WT: 70.0  
 FINISH: BARE  
 NOTE: -  
 CAD FILE: VSH-150-A-30-30-S-NS-APPROVAL

ITEM NO.	PART NUMBER	DESCRIPTION	QTY
1	7000544-30X30	FRAME 30 X 30 NO GAS SPRING	1
2	7000545-30X30	LID WELDMENT 30 X 30	1
3	1000059	ROD END 3/8" ID X 3/4" OD X 4 1/2" LG W/ 3/8-16 THRD X 2" LG	3
4	1000524-24	3/4" HOLD OPEN ARM, 24, 316 SST	1
5	1000525-30X30	HATCH SEAL, 30 X 30	1
6	1000526-30	SEAL, BASE SIDE 30	2
7	1000527-30	SEAL, BASE WIDTH 30	2
8	1000061	WING NUT, 3/8-16 UNC	3
9	1000656	Shoulder Bolt 1/2x5/8	1
10	1000664	Clevis Pin 3/8x1	3
11	1000740	DATA PLATE	1
12	1000791-06	WASHER, FLAT, NARROW, 3/8", 316	11
13	1000793-06	SRING LOCK WASHER, 3/8", 316	3
14	1000844-08	WASHER, 1/2" ID X .06", NYLON	1
15	7000543	PINTLE HINGE ASSEMBLY-T316	2
16	GFI-0809-08	FLANGED BEARING	1
17	VS-37	.375 Dia External, single turn, retaining ring-T316	3
18	9446K71	LOCK BAR COVERING, GP PVC TUBING, RED	1
19	1001739-16	Pin-Allen Button Head, -3/8-16 X 1, 18-8	8
20	1000796-06	HEX NUT, NYLON LOCKING, 3/8-16, 316	8
21	1000060	SH SHOULDER SCREW, 3/8"-16 X 1/2" X 4.0 LG 316	1



THIS DOCUMENT CONTAINS PROPRIETARY, TRADE SECRET INFORMATION THAT IS THE PROPERTY OF VERSA STEEL, INC. THE INFORMATION CONTAINED IN THIS DOCUMENT, INCLUDING THE PRINCIPLE OF DESIGN, MAY NOT BE USED OR COPIED, IN WHOLE OR IN PART, WITHOUT THE EXPRESS PRIOR WRITTEN CONSENT OF VERSA STEEL, INC.

G  
 F  
 E  
 D  
 C  
 B  
 A  
 REV  
 ISSUED FOR  
 DATE  
 BY

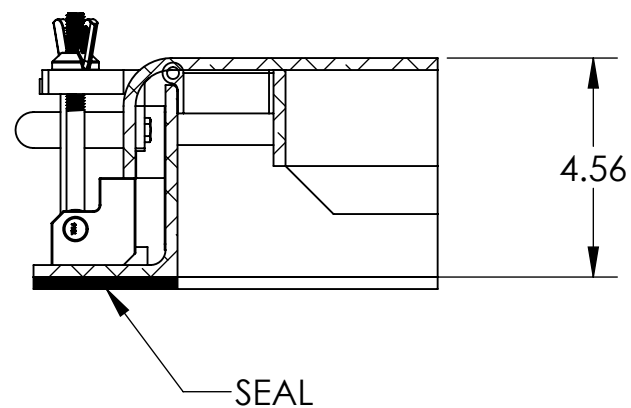
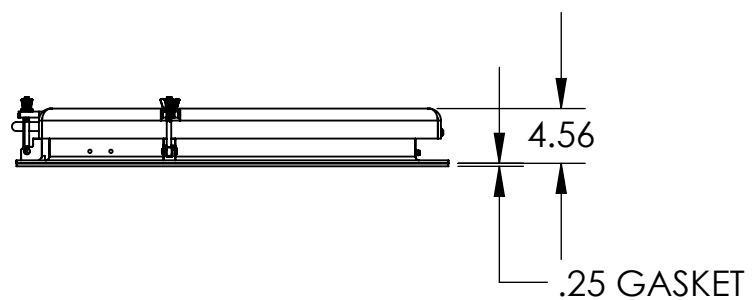
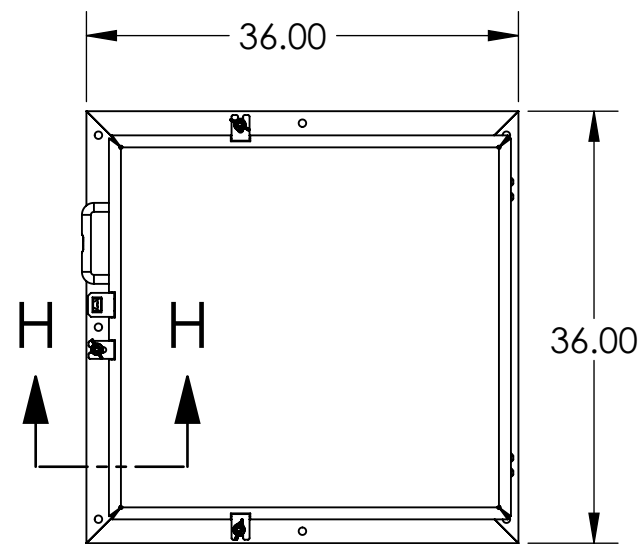
VERSA STEEL, INC.  
 1618 NE FIRST AVENUE  
 PORTLAND, OREGON 97232  
 (503)287-9822  
 FAX (503)-287-7483

DRAWN BY  
 E. BAILIFF  
 DATE  
 2013-12-23  
 CHECKED BY

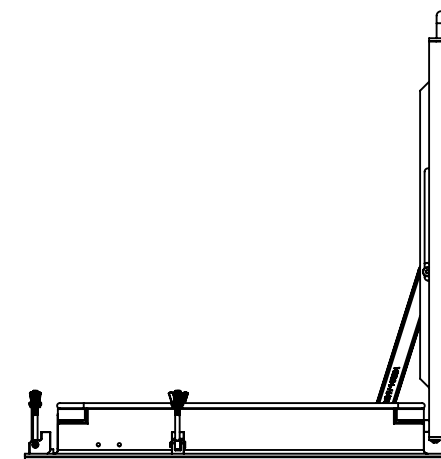
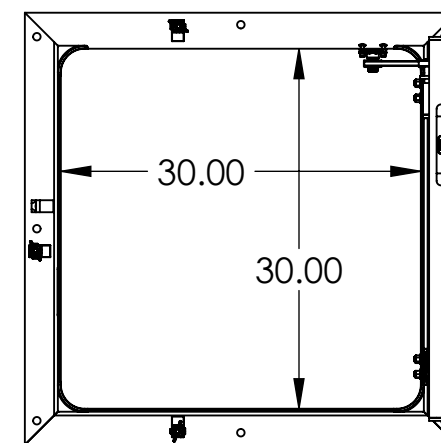
APPROVED BY

MATERIAL  
 6061-T6 ALUMINUM  
 FINISH  
 BARE  
 SHEET TITLE  
 HATCH ASSEMBLY-NO GAS SPRING, 30 X 30  
 PART NUMBER: VSH-150-A-30-30-S-NS

PART NUMBER  
 VSH-150-A-30-30-S-NS  
 SUPPLIER  
 FABRICATED PART  
 SCALE  
 1:16  
 DRAWING NO.  
 VSH-150-A-30-30-S-NS-APPROVAL  
 REVISION NO.  
 B  
 SHEET NO.  
 2 OF 3



SECTION H-H  
SCALE 1 : 4



NOTES:  
 PN: VSH-150-A-30-30-S-NS  
 DESC: HATCH ASSEMBLY-NO GAS SPRING, 30 X 30  
 MATRL: 6061-T6 ALUMINUM  
 EST. WT: 70.0  
 FINISH: BARE  
 NOTE: -  
 CAD FILE: VSH-150-A-30-30-S-NS-APPROVAL

THIS DOCUMENT CONTAINS PROPRIETARY, TRADE SECRET INFORMATION THAT IS THE PROPERTY OF VERSA STEEL, INC. THE INFORMATION CONTAINED IN THIS DOCUMENT, INCLUDING THE PRINCIPLE OF DESIGN, MAY NOT BE USED OR COPIED, IN WHOLE OR IN PART, WITHOUT THE EXPRESS PRIOR WRITTEN CONSENT OF VERSA STEEL, INC.

VERSA STEEL, INC.  
 1618 NE FIRST AVENUE  
 PORTLAND, OREGON 97232  
 (503)287-9822  
 FAX (503)-287-7483

DRAWN BY  
 E. BAILIFF  
 DATE  
 2013-12-23  
 CHECKED BY

APPROVED BY

MATERIAL  
 6061-T6 ALUMINUM  
 FINISH  
 BARE  
 SHEET TITLE  
 HATCH ASSEMBLY-NO GAS SPRING, 30 X 30  
 PART NUMBER: VSH-150-A-30-30-S-NS

PART NUMBER  
 VSH-150-A-30-30-S-NS  
 SUPPLIER  
 FABRICATED PART  
 SCALE  
 1:16  
 DRAWING NO.  
 VSH-150-A-30-30-S-NS-APPROVAL  
 REVISION NO.  
 B

SHEET NO.  
 3 OF 3

G	ISSUED FOR	BY
F	DATE	
E		
D		
C		
B		
A		
REV		