

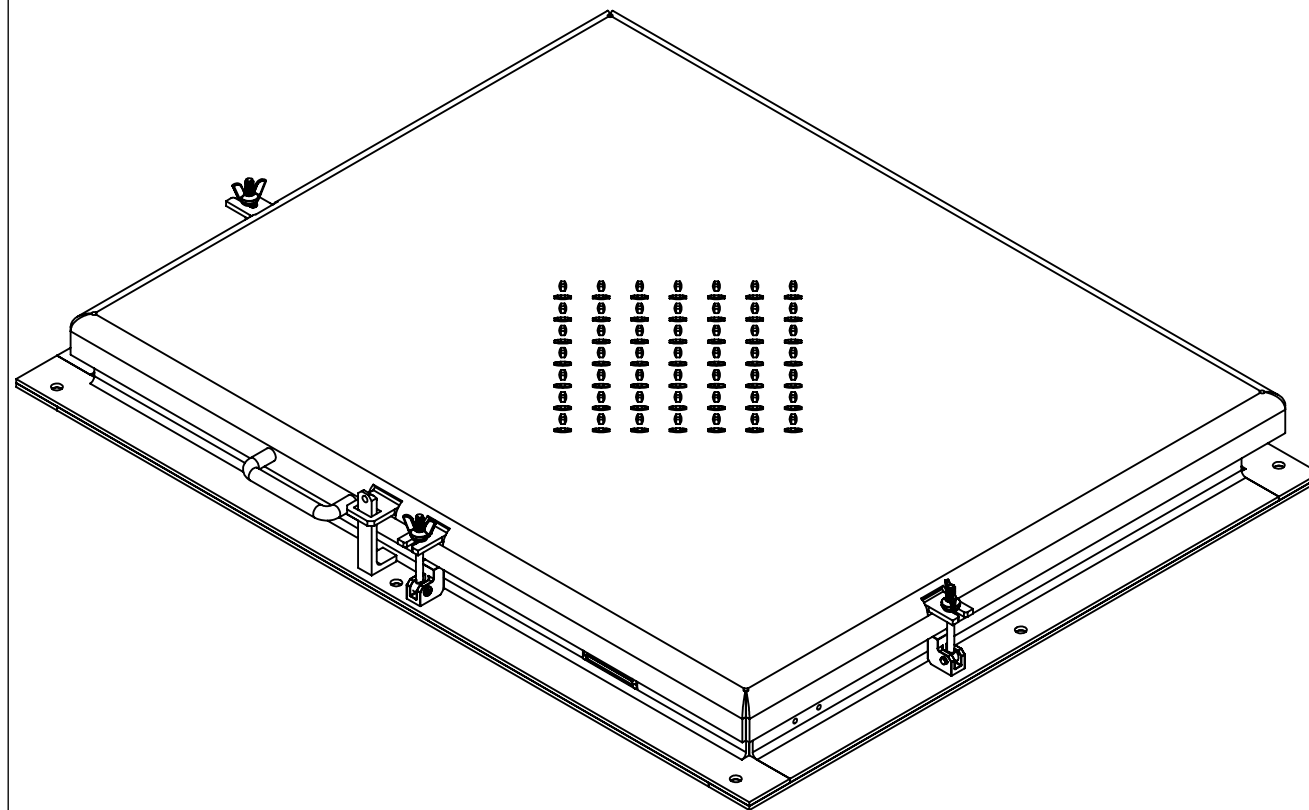
VERSA STEEL Approval Drawings

HATCH ASSEMBLY-GAS SPRING, 36 X 48

Assembly No.: VSH-150-A-36-48-S-GS

ASSEMBLY NO./PART NUMBER KEY:

VSH= VERSA STEEL INC. HATCH
 150 = 200 P.S.F. RATED
 A= ALUMINUM CONSTRUCTION
 30-30= SIZE INTERIOR OPENING
 S = SMALL SERIES
 GS= GAS SPRING
 NS= NO SPRING ASSIST

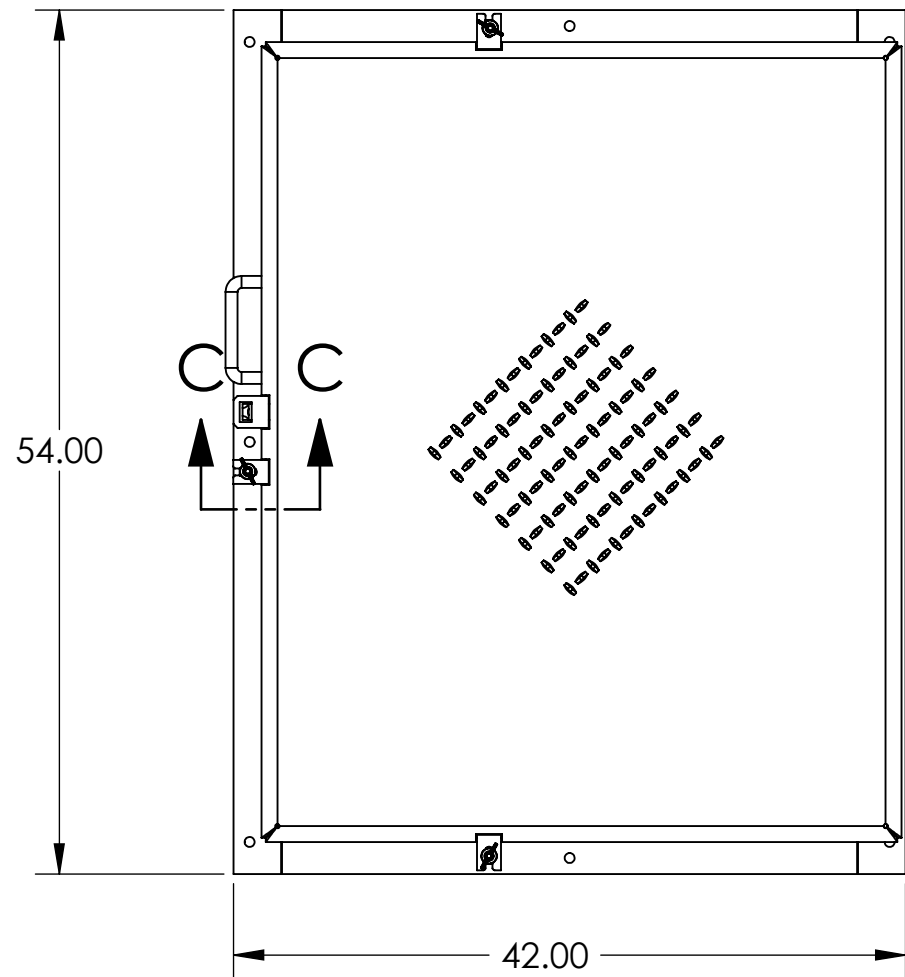


GENERAL SPECIFICATIONS:

1. UNIT IS WEATHER PROOF WITH CONTINUOUS BULB SEAL ON LID TO FRAME AND 1/4" X 3" WIDE FRAME TO CURB SEALS.
2. LID OVER LAPS FRAME A MINIMUM OF 2 INCHES.
3. FRAME IS A MINIMUM OF 4" ABOVE THE CURB.
4. LID IS HINGED ON SIDE WITH TAMPER PROOF SCREWS . THERE ARE A MINIMUM OF THREE SWING BOLT HOLD DOWNS TO SECURE THE HATCH FOR WEATHER PROOF SEAL.
5. HATCH IS DESIGNED FOR 150 P.S.F. LOAD.
6. THERE ARE 8 EXTERIOR ATTACHMENT POINTS FOR 1/2" FASTENER. THERE IS A FULL FACE GASKET OF 3" WIDE CLOSED CELL FOAM EPDM BETWEEN FRAME AND CURB.
7. LID IS A 1/4" 5086 FORMED ALUMINUM TREAD PLATE.
8. ALL FASTENERS AND HARDWARE ARE 316 STAINLESS STEEL.
9. ONE COAT OF BLACK BITUMINOUS PAINT ON THE INSIDE OF FRAME WHERE IT CONTACTS CURBING CONCRETE.

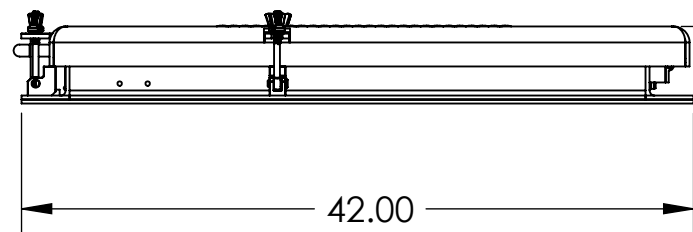
THIS DOCUMENT CONTAINS PROPRIETARY, TRADE SECRET INFORMATION THAT IS THE PROPERTY OF VERSA STEEL, INC. THE INFORMATION CONTAINED IN THIS DOCUMENT, INCLUDING THE PRINCIPLE OF DESIGN, MAY NOT BE USED OR COPIED, IN WHOLE OR IN PART, WITHOUT THE EXPRESS PRIOR WRITTEN CONSENT OF VERSA STEEL, INC.

DRAWN BY E. BAILIFF		VERSA STEEL, INC. 1618 NE FIRST AVENUE PORTLAND, OREGON 97232 (503)287-9822 FAX (503)-287-7483	G				
DATE 2009-08-05			F				
CHECKED BY			E				
APPROVED BY			D				
MATERIAL 6061-T6 ALUMINUM		C					
FINISH BARE		B					
SHEET TITLE HATCH ASSEMBLY-GAS SPRING, 36 X 48		A					
PART NUMBER VSH-150-A-36-48-S-GS		REV					
SUPPLIER FABRICATED PART		ISSUED FOR					
SCALE 1:10		DATE					
DRAWING NO. VSH-150-A-36-48-S-GS		BY					
REVISION NO. A							
SHEET NO. 1 OF 2							



42.00

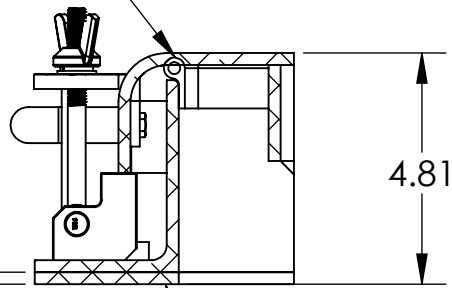
54.00



42.00

4.56

LID SEAL, COMPLETE PERIMETER OF LID & FRAME

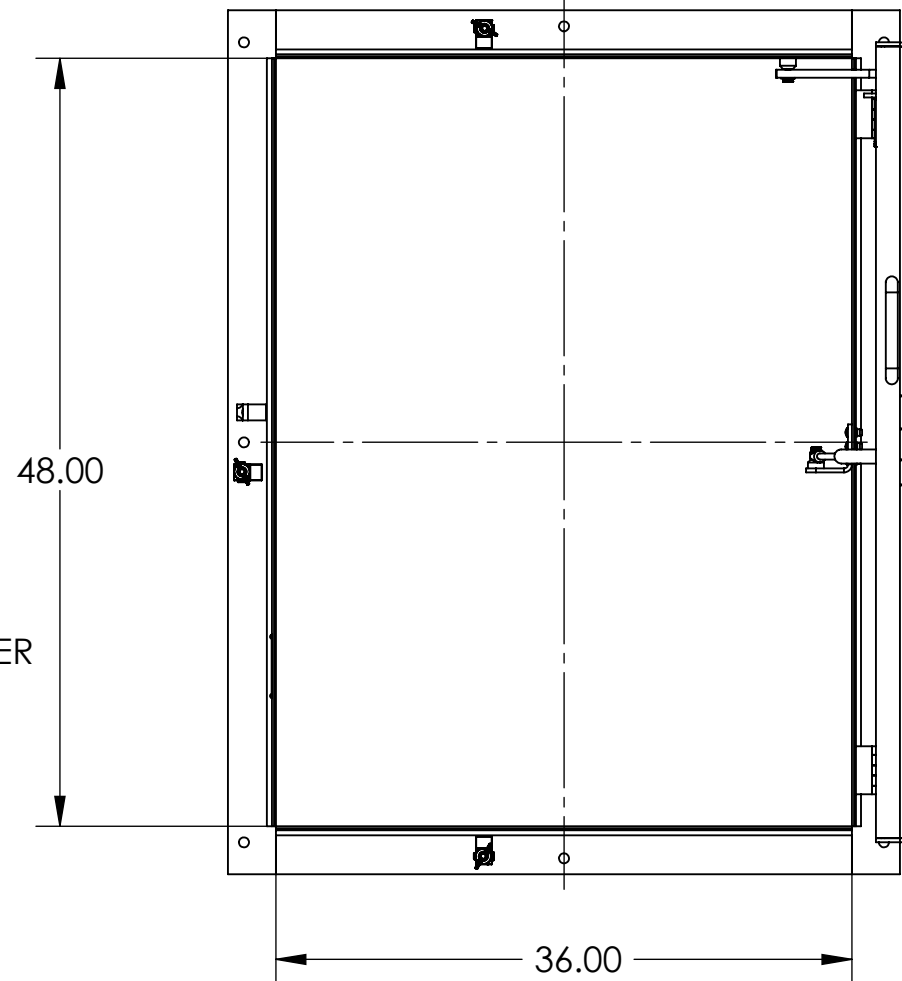


.25 GASKET

4.81

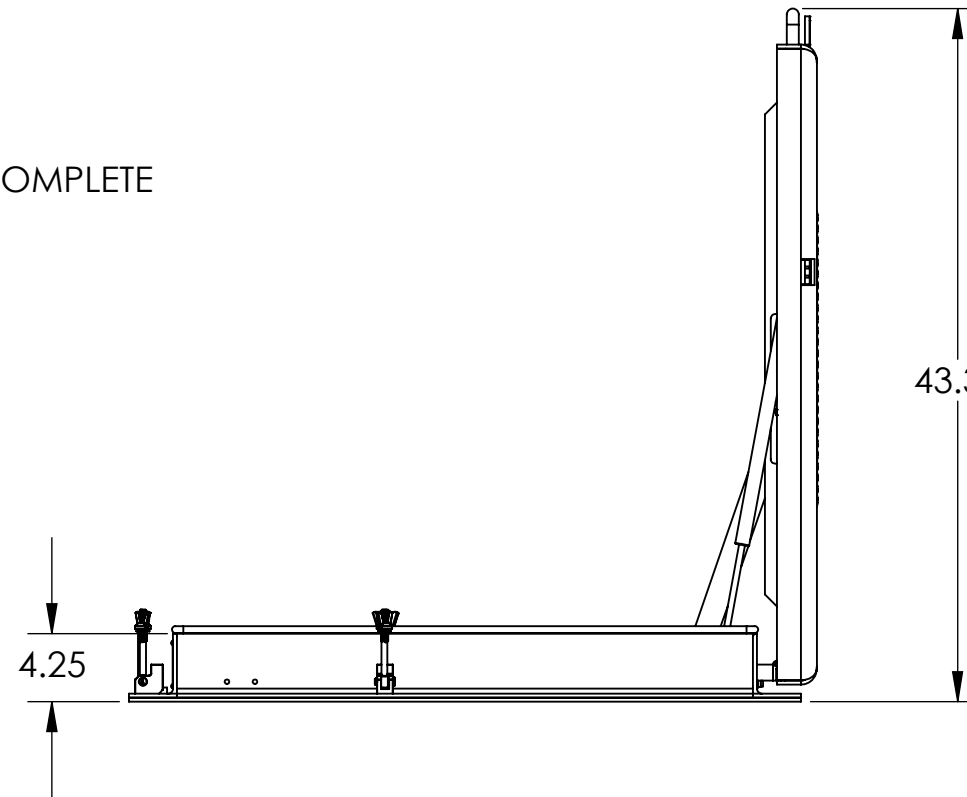
FRAME TO CURB SEAL COMPLETE PERIMETER OF FRAME

SECTION C-C
SCALE 1 : 4



48.00

36.00



4.25

43.32

NOTES:
 PN: VSH-150-A-36-48-S-GS
 DESC: HATCH ASSEMBLY-GAS SPRING, 36 X 48
 MATRL: 6061-T6 ALUMINUM
 EST. WT: 114.4
 FINISH: BARE
 NOTE: -
 CAD FILE: VSH-150-A-36-48-S-GS-SPEC

THIS DOCUMENT CONTAINS PROPRIETARY, TRADE SECRET INFORMATION THAT IS THE PROPERTY OF VERSA STEEL, INC. THE INFORMATION CONTAINED IN THIS DOCUMENT, INCLUDING THE PRINCIPLE OF DESIGN, MAY NOT BE USED OR COPIED, IN WHOLE OR IN PART, WITHOUT THE EXPRESS PRIOR WRITTEN CONSENT OF VERSA STEEL, INC.

VERSA STEEL, INC.
 1618 NE FIRST AVENUE
 PORTLAND, OREGON 97232
 (503)287-9822
 FAX (503)-287-7483

DRAWN BY
 E. BAILIFF
 DATE
 2009-08-05
 CHECKED BY

APPROVED BY

MATERIAL
 6061-T6 ALUMINUM
 FINISH
 BARE
 SHEET TITLE
 HATCH ASSEMBLY-GAS SPRING, 36 X 48
 PART NUMBER
 VSH-150-A-36-48-S-GS
 SUPPLIER
 FABRICATED PART
 SCALE
 1:12
 DRAWING NO.
 VSH-150-A-36-48-S-GS-SPEC
 REVISION NO.
 A

SHEET NO.
 2 OF 2

REV	ISSUED FOR	DATE	BY
G			
F			
E			
D			
C			
B			
A			